

# VT Protean Capital ELDeR Fund

## October 2021 Factsheet

### Fund Overview

The Fund aims to generate Income and Capital Growth through risk driven investments in structured products. The Fund will be managed to mitigate risk drift typical of non-linear structured products and to provide returns commensurate with a risk indicator of 4.

Under current market conditions, the Manager anticipates:

- Annual Income of circa 3.65% to 4.15%
- Annual Capital Growth of circa 2% - 3% over the longer term

#### Identifiers

	Class A Net Income	Class A Net Accumulation
ISIN	GB00BYX11T35	GB00BYX11W63
SEDOL	BYX11T3	BYX11W6
Bloomberg Code	VTPCAGI LN	VTPCAGA LN

#### Fund Information

Fund Size	£85,903,748.36
Launch Date	30th August 2017
Currency	GBP
Liquidity	Daily
Income Distributions	31 August, 30 November, 28 February, 31 May

#### Fund Charges

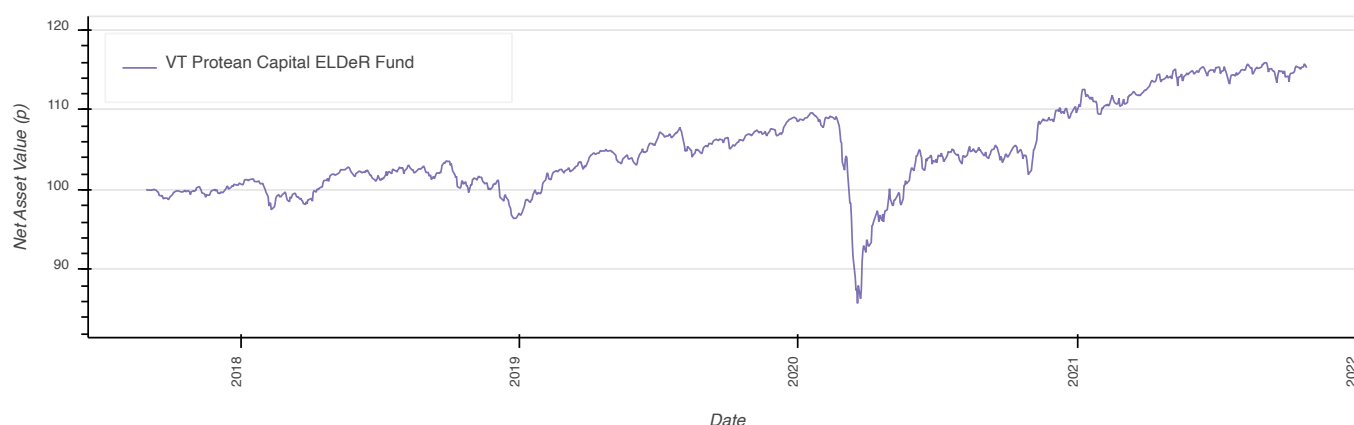
Initial Charge	0%
Annual Management Charge	50bps
Ongoing Charges Ratio	59bps

#### Dealing Information

Liquidity	Daily
Valuation Time	12:00
Minimum Subscription	£2,000,000
Dealing Line	Tel: 01343 880344 Fax: 01343 880267
Dealing Email	protean@valu-trac.com

### Fund Performance

Fund NAV\* (30/08/2017 - 29/10/2021)



Past performance is not a reliable indicator of future results.  
\*Class A Net Accumulation Share Class.  
Source: Bloomberg

#### Share Class Returns

	Return Since Inception	12 Months	6 Months	3 Months	Unit NAV (29/10/2021)
Class A Net Accumulation - Price Return	15.28%	12.93%	1.13%	0.78%	115.2777p
Class A Net Income - Price Return	-2.07%	8.30%	-0.95%	-0.28%	97.9265p
	2017*	2018	2019	2020	2021
Class A Net Income - Income Distributions	0.8244p	3.7795p	4.0366p	4.0789p	3.0732p

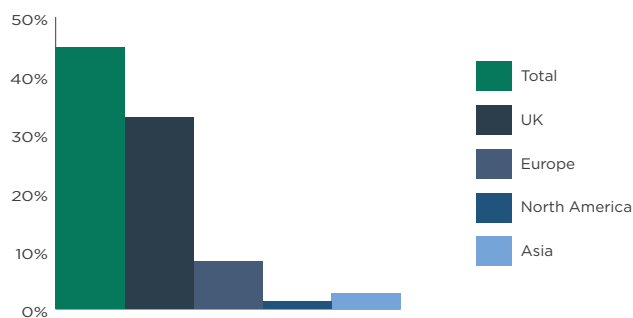
Annual Sum of Quarterly Income Distributions.  
\*Q4 Income Distribution.  
Source: Bloomberg.

#### Enquiries

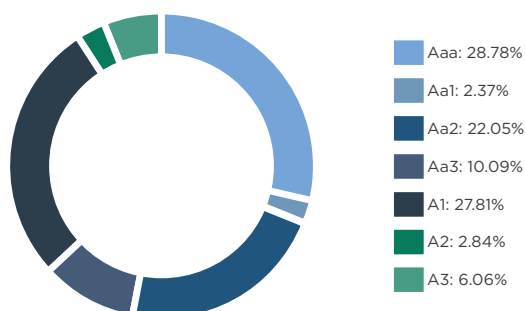
<b>Bob Champney</b> T: 0207 183 5946 E: bob.champney@protean-capital.com	<b>Mike Egerton</b> T: 0207 183 5947 E: mike.egerton@protean-capital.com	<b>Eduardo Montero</b> T: 0207 183 6853 E: eduardo.montero@protean-capital.com	<b>Oliver Jonas</b> T: 0207 183 6852 E: oliver.jonas@protean-capital.com
--	--	--	--

# Holdings

## Equity Exposure



## Credit Exposure



Source: Protean Capital.

Data presented as of 29th October 2021.

## Risk Profile



Lower potential risk/rewards

Higher potential risk/rewards

Please refer to the Key Investor Information Document for a full description.

# Risk Considerations

This summary highlights some potential risks of investment. Any investment should only be made after careful review of the terms and risks set out in the Fund's prospectus which is available directly from the Fund's Authorised Corporate Director (Valu-Trac Investment Management Limited) or via their website (<https://www.valu-trac.com>).

**Commodity:** As an asset class, commodities can experience higher levels of fluctuation than bonds or money market securities. If the level of commodity markets were to fall significantly, the value of the Fund may be adversely affected.

**Counterparty:** The Fund may conclude various transactions with contractual partners. If a contractual partner becomes insolvent, it may no longer or may only partly settle unpaid debts owed to the Fund.

**Credit:** If the credit quality of the guarantor of a security held within the Fund deteriorates, it may adversely impact the value of the security.

**Currency:** The Fund may invest in overseas securities. Movements in exchange rates may, when not hedged, cause the value of investments to increase or decrease.

**Derivatives:** Investments in derivatives may result in gains or losses that are greater than the original amount invested.

**Equities:** The value of an equity security may go up or down based on the economic performance of the issuer. Equity securities could be exposed to volatility in the market or sector in which the issuer operates as well as the volatility of the general economy.

**Interest rate:** Some of the Fund's financial instruments may be interest bearing. As such, the Fund may be exposed to interest rate risk due to fluctuations in the prevailing market rates.

**Legal/tax:** Tax regulations and concessions are not guaranteed and can change at any time. The levels of tax benefits and liabilities arising from an investment in the Fund will depend upon individual circumstances and may change in the future.

**Liquidity:** During difficult market conditions, some securities or larger holdings may not be able to be bought or sold quickly enough to prevent or minimise a loss

Copyright 2012-2021 Protean Capital LLP. All rights reserved. Any unauthorised use or disclosure is prohibited. This document has been prepared by Protean Capital LLP ("Protean") and/or one of its affiliates. Protean is authorised and regulated by the Financial Conduct Authority, with FRN: 593439. The services described within this document are not available to private individuals. The information contained herein was obtained from various sources; we do not guarantee its accuracy or completeness. Neither the information nor any opinion expressed herein constitutes an offer, or an invitation to make an offer, to buy or sell any securities or any options, futures or other derivatives related to such securities. This information is being provided for your sole use and is not for distribution to a third party without the express prior permission of Protean. The information contained herein forms no part of any order or contract with Protean.

## Top 10 Holdings

Total number of holdings (ex. cash): 59

Name	% of Fund
UBS Dual Index Income Note 12/23	4.17%
Citigroup Dual Index Income Note 09/24	4.01%
Barclays Bank FTSE Income Note 06/28	3.99%
NatWest Bond 03/23	2.93%
Nordea Bond 06/23	2.92%
Morgan Stanley Dual Index Note 07/25	2.84%
Goldman Sachs Income Note 06/28	2.84%
Credit Agricole Income Note 05/28	2.83%
CIBC Dual Index Income Note 02/24	2.60%
SocGen FTSE Growth Warrant 07/24	2.59%

# MSCI ESG RATINGS



CCC	B	BB	BBB	A	AA	AAA
						AAA

Produced by MSCI ESG Research as of 29/10/2021

Disclaimer: MSCI ESG Research LLC's ("MSCI ESG") Fund Metrics and Ratings (the "Information") provide environmental, social and governance data with respect to underlying securities within more than 31,000 multi-asset class Mutual Funds and ETFs globally. MSCI ESG is a Registered Investment Adviser under the Investment Advisers Act of 1940. MSCI ESG materials have not been submitted to, nor received approval from, the US SEC or any other regulatory body. None of the Information constitutes an offer to buy or sell, or a promotion or recommendation of, any security, financial instrument or product or trading strategy, nor should it be taken as an indication or guarantee of any future performance, analysis, forecast or prediction. None of the Information can be used to determine which securities to buy or sell or when to buy or sell them. The Information is provided "as is" and the user of the Information assumes the entire risk of any use it may make or permit to be made of the Information.