

VT Protean Capital ELDeR Fund

June 2025 Factsheet

Fund Overview

The ELDeR Fund aims to generate income and capital growth through investments in structured products. By breaking equity-linked structured products down into their component parts, we are able to effectively manage exposures and find attractively priced opportunities with low friction costs.

Under current market conditions, the Manager anticipates:

- Annual growth of circa cash + 3.5% over the longer term

Commentary

Performance over the past year has seen contributions from a range of existing positions, enabling the managers to be selective in taking on new, equity-linked exposures. Given the recent swings in equity index volatility, we have been concentrating on finding defensive opportunities where the structure of the pay-off creates a high probability of achieving positive returns, and where pricing is attractive. In the rates markets, relatively high yields are available at short maturities, and the large income component to these yields adds flexibility for the managers to exploit within the ELDeR Fund's mandate.

The ELDeR Fund is currently running with relatively low beta to equities, while we wait for the environment for volatility to stabilise. This should enable the fund to outperform in a correction. Meanwhile, there is plenty of firepower available to the managers to exploit potential changes in market conditions.

Fund Information

Fund Size	£75,581,354.94
Launch Date	30th August 2017
Currency	GBP
Liquidity	Daily
Income Distributions (A Net Inc Share Class)	Quarterly
Managers	Bob Champney, Mike Egerton

Fund Charges

Initial Charge	0%
Annual Management Charge	50bps
Ongoing Charges Ratio	65bps

Dealing Information

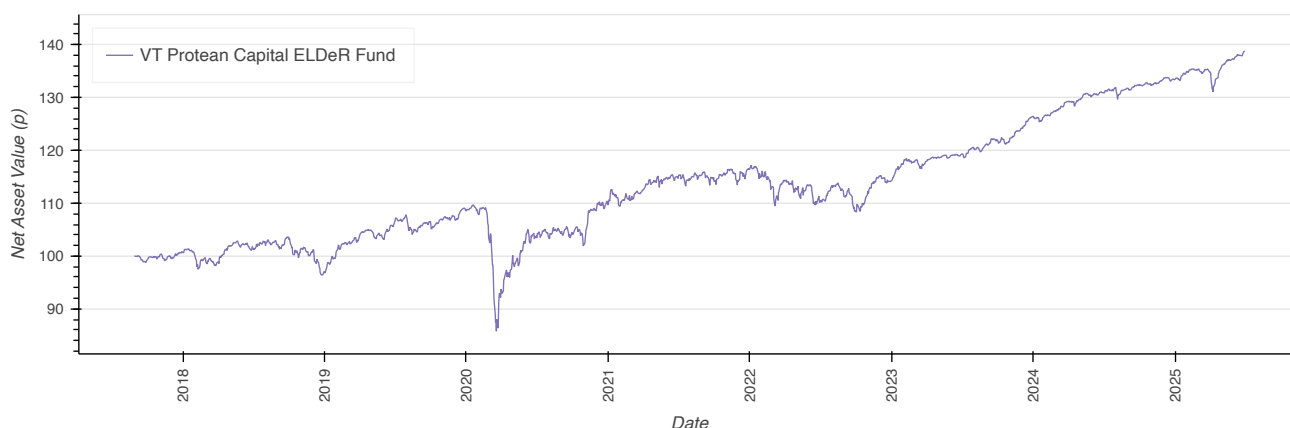
Liquidity	Daily
Valuation Time	12:00
Minimum Subscription	£2,000,000
Dealing Line	Tel: 01343 880344
	Fax: 01343 880267
Dealing Email	protean@valu-trac.com

Identifiers

	Class A Net Income	Class A Net Accumulation
ISIN	GB00BYX11T35	GB00BYX11W63
SEDOL	BYX11T3	BYX11W6
Bloomberg Code	VTPCAGI LN	VTPCAGA LN

Fund Performance

Fund NAV* (30/08/2017 - 30/06/2025)



Past performance is not a reliable indicator of future results.
*Class A Net Accumulation Share Class.
Source: Bloomberg

Enquiries

Chris Darbyshire	Oliver Jonas	Mike Egerton	Bob Champney
T: 0207 183 6853	T: 0207 183 6852	T: 0207 183 5947	T: 0207 183 5946
E: chris.darbyshire@protean-capital.com	E: oliver.jonas@protean-capital.com	E: mike.egerton@protean-capital.com	E: bob.champney@protean-capital.com

Share Class Returns

	Since Inception	5 Years	3 Years	12 Months	3 Months	Unit NAV (30/06/2025)
Class A Net Accumulation - Price Return	38.74%	33.62%	25.99%	5.99%	2.90%	138.7413p

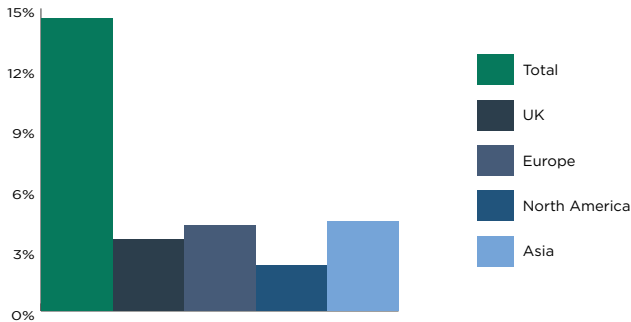
Month end to month end return.
Source: Bloomberg.

	2017*	2018	2019	2020	2021	2022	2023	2024	2025
Class A Net Income - Distributions	0.8244p	3.7795p	4.0366p	4.0789p	4.1152p	4.2982p	4.4500p	4.7084p	2.3702p

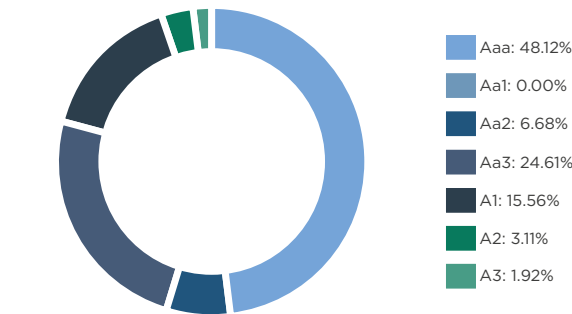
Annual Sum of Quarterly Income Distributions.
*Q4 Income Distribution.
Source: Bloomberg.

Holdings

Equity Exposure



Credit Exposure



Source: Protean Capital.
Data presented as of 30th June 2025.

Top 10 Holdings

Total number of holdings (ex. cash): 34

Name	% of Fund
UBS Dual Index Income Note 08/29	4.04%
BOFA Dual Index Income Note 04/30	3.96%
CIBC Dual Index Income Note 08/29	3.95%
Citigroup Dual Index Growth Note 01/29	3.47%
Credit Agricole FTSE Growth Note 06/29	3.39%
UK Gilt 03/28	3.35%
Lloyds Bank Covered Bond 11/27	3.33%
RBC Covered Bond 01/28	3.32%
HSBC Covered Bond 08/27	3.32%
Nationwide BS Covered Bond 04/26	3.32%

Risk Profile



Lower potential risk/rewards Higher potential risk/rewards
Please refer to the Key Investor Information Document for a full description.

Risk Considerations

This summary highlights some potential risks of investment. Any investment should only be made after careful review of the terms and risks set out in the Fund's prospectus which is available directly from the Fund's Authorised Corporate Director (Valu-Trac Investment Management Limited) or via their website (<https://www.valu-trac.com>).

- Commodity:** As an asset class, commodities can experience higher levels of fluctuation than bonds or money market securities. If the level of commodity markets were to fall significantly, the value of the Fund may be adversely affected.
- Counterparty:** The Fund may conclude various transactions with contractual partners. If a contractual partner becomes insolvent, it may no longer or may only partly settle unpaid debts owed to the Fund.
- Credit:** If the credit quality of the guarantor of a security held within the Fund deteriorates, it may adversely impact the value of the security.
- Currency:** The Fund may invest in overseas securities. Movements in exchange rates may, when not hedged, cause the value of investments to increase or decrease.
- Derivatives:** Investments in derivatives may result in gains or losses that are greater than the original amount invested.
- Equities:** The value of an equity security may go up or down based on the economic performance of the issuer. Equity securities could be exposed to volatility in the market or sector in which the issuer operates as well as the volatility of the general economy.
- Interest rate:** Some of the Fund's financial instruments may be interest bearing. As such, the Fund may be exposed to interest rate risk due to fluctuations in the prevailing market rates.
- Legal/tax:** Tax regulations and concessions are not guaranteed and can change at any time. The levels of tax benefits and liabilities arising from an investment in the Fund will depend upon individual circumstances and may change in the future.
- Liquidity:** During difficult market conditions, some securities or larger holdings may not be able to be bought or sold quickly enough to prevent or minimise a loss

Copyright 2012-2025 Protean Capital LLP. All rights reserved. Any unauthorised use or disclosure is prohibited. This document has been prepared by Protean Capital LLP ("Protean") and/or one of its affiliates. Protean is authorised and regulated by the Financial Conduct Authority, with FRN: 593439. The services described within this document are not available to private individuals. The information contained herein was obtained from various sources; we do not guarantee its accuracy or completeness. Neither the information nor any opinion expressed herein constitutes an offer, or an invitation to make an offer, to buy or sell any securities or any options, futures or other derivatives related to such securities. This information is being provided for your sole use and is not for distribution to a third party without the express prior permission of Protean. The information contained herein forms no part of any order or contract with Protean.